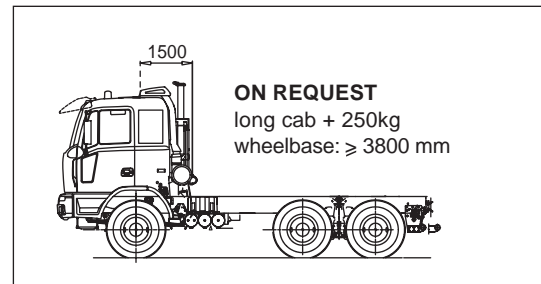
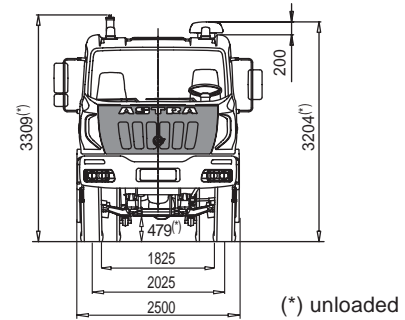
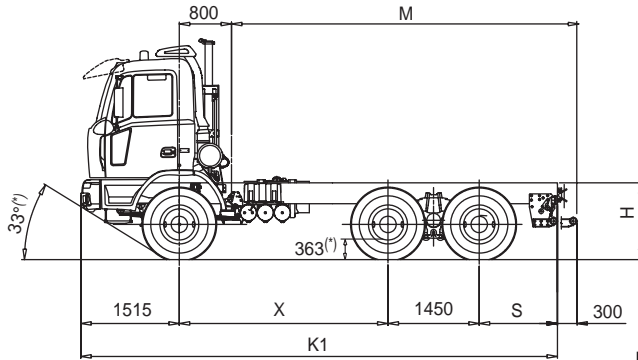


# H&DE

**chassis 6x4**
**64.38 / 64.42 / 64.44 / 64.48 / 64.54**

**DIMENSIONS (mm) short cab** (Tyres 13R22,5 156/150G)

wheelbases	X	K1	M	S	H		TURNING DIAMETER
					UNLOADED	LOADED	
A	3200	7365	5050	1200	1194	1137	16700
B	3500	7665	5350	1200			17300
C	3800	7965	5650	1200			18000
D	4100	8265	5950	1200			18700
	4100	8965	6650	1900			18700
E	4500	8665	6350	1200			20000
F	4750	9615	7300	1900	20900		


**WEIGHT (kg)**

wheelbases	Distribution net weight (*)			Max. technical weight			
	1st axle	2nd+3rd axle	Net weight	1st axle	2nd+3rd axle	Gross Vehicle weight	Gross Combination weight
A	4990	4645	9635	8000 8500(1) 9000(1)	32000	40000 (2)	104000
B	5000	4660	9660				
C	5020	4705	9725				
D	5010	4780	9790				
E	5020	4820	9840				
F	5040	4870	9910				

(\*)Weight including oil, fuel, spare wheel, driver Kg.75

(1) With tyres 1st axle 385/65R22,5 160J or 365/85R20164G. Other tyres available, subject to the Astra technical office approval.

(2) HD8 64.48 and HD8 64.54 only at max speed 50 km/h. Michelin/Pirelli tyres. Higher speed/load are allowed with load/speed reductions 1subject to the Astra Technical office approval.



## ENGINES

CURSOR 13 turbo intercooler euro 3 diesel injection/cycle with electronic unit injection pumps. Single block head, four valves per cylinder, light alloy pistons. Total displacement: 12.882 cm<sup>3</sup>. Bore for stroke: 135 x 150 mm. 6 in-line cylinders. Water cooling. Viscostatic cooling fan. Dry air filter with safety cartridge. Vertical muffler

	64.38	64.42	64.44	64.48	64.54*
Model	IVECO F3B	IVECO F3B	IVECO F3B	IVECO F3B	IVECO F3B
Max. power (EEC)	280 kW ( 380 HP)	309 kW (420 HP)	324 kW (440 HP)	353 kW (480 HP)	397 kW (540 HP)
Corresponding rpm	1.900	1.900	1.900	1.900	1.900
Max. torque (EEC)	1.800 Nm (183 kgm)	1.900 Nm (194 kgm)	2.100 Nm (214 kgm)	2.200 Nm (224 kgm)	2.350 Nm (240 kgm)
Corresponding rpm	1.000-1.440	1.000-1.440	1.000-1.440	1.000-1.440	1.000-1.690
Turbine	WG Waste Gate		VGT variable geometry		

\*Requires additional engine radiator, for extremely hot climate (>42°C).



## GEARBOX

Manual gear **ZF 16 S 2220 TO** for HD8 64.38 / HD8 64.42 / HD8 64.44 and **ZF 16 S 2520 TO** for HD8 64.48 / HD8 64.54 with servoshift, 16 synchronised forward speeds + 2 reverse.

**On request:** ASTRONIC automatic gearbox **ZF 16AS2601 OD** for HD8 64.44 and HD8 64.48 only.

		Speed [kph] at maximum power																		
		Gears																		
		1	2	3	4	5	6	7	8	9	10	11	12	13	14	15	16	RM	RM	
ZF 16 S 2220 TO ZF 16 S 2520 TO	Gear ratios	13,80	11,54	9,49	7,93	6,53	5,46	4,57	3,82	3,02	2,53	2,08	1,74	1,43	1,20	1,00	0,84	12,92	10,80	
	Rear axle ratio	1:3,793	7,5	8,9	10,9	13,0	15,8	18,9	22,5	27,0	34,1	40,7	49,5	59,2	72,0	85,9	103,0	122,7	8,0	9,5
		1:4,229	7,1	8,5	10,3	12,3	15,0	17,9	21,4	25,6	32,4	38,7	47,0	56,2	68,4	81,5	97,8	116,4	7,6	9,1
		1:5,009	5,7	6,8	8,2	9,8	11,9	14,3	17,1	20,4	25,8	30,8	37,5	44,8	54,6	65,0	78,0	92,9	6,0	7,2
		1:5,558	5,1	6,1	7,4	8,9	10,8	12,9	15,4	18,4	23,3	27,8	33,8	40,4	49,2	58,6	70,3	83,7	5,4	6,5
		1:6,095	4,6	5,6	6,8	8,1	9,8	11,7	14,0	16,8	21,2	25,3	30,8	36,8	44,8	53,4	64,1	76,3	5,0	5,9
1:6,588	4,3	5,1	6,3	7,5	9,1	10,9	13,0	15,5	19,6	23,4	28,5	34,1	41,5	49,4	59,3	70,6	4,6	5,5		



## P.T.O.

**On request:**

Gearbox	ZF16S2220TO-ZF16S2520TO	Max. torque	Application
P.T.O.	Ratio	Nm.	
ZF NH/1b	0,91/1,09:1	1000	For tipping unit pumps, pumps for cranes, ecc..
ZF NH/1c	0,91/1,09:1	1000	For tipping unit pumps, unit pumps for concrete, pumps for cranes, ecc..
ZF NH/4c	1,17/1,40:1	430	For tipping unit pumps, ecc..
ZFN221/10bpl+N353/1c	1,75/2,09:1+0,91/1,09:1	560+600	double PTO for concrete pumps

**ZF NMV1 221 Power take-off** (ratio 1,55:1) max available torque 1300 Nm for concrete pumps (only with gear ZF16S2520TO).

**Power take off at flywheel** (ratio 1,29:1) max available torque 900 Nm for concrete mixers.



## CLUTCH

Single dry plate, diameter 17". Pull type engagement with diaphragm spring. Hydro-pneumatic power steering engagement control, with driven disk wear recovery slave cylinder.



## AXLES

### FRONT

Steering, hot moulding in high tensile steel.  
Wheel stud protection.

### REAR

Two tandem drive axles. Double reduction: crown wheel and pinion centrally and epicyclical group in wheel hubs. 2<sup>nd</sup> axle with torque distributor to the two rear axles. Lockable differentials by pneumatic control from driver's seat. Tandem assembled to the chassis by reaction rods with silentblock.

#### On request:

Rear-axle ratio 1:3,793  
Rear-axle ratio 1:4,229  
Rear-axle ratio 1:5,009  
Rear-axle ratio 1:5,558  
Rear-axle ratio 1:6,095  
Rear-axle ratio 1:6,588



## SUSPENSIONS

### FRONT

1<sup>st</sup> axle, parabolic springs, n° 4 leaves 24x90 mm, with shock absorbers and stabilizer bar.

#### On request:

Reinforced conventional springs, n° 10 leaves 15x90 mm.  
Reinforced parabolic springs, n° 5 leaves 24x90 mm.

### REAR

Parabolic springs, swivelling on central pin: n° 4 leaves 40x100 mm, supplemented by torque bars and stiffening brackets.

#### On request:

stabilizer bar on 2<sup>nd</sup> axle.  
stabilizer bar on 3<sup>rd</sup> axle.  
Extra-reinforced conventional springs, n° 10 leaves 25x100mm.



## CHASSIS

Special steel with high elasticity limit, two flat and parallel side members width 820 mm., C section 320x90x10mm, cross members riveted to the frame.

Steel front bumpers with headlamp protection grids, front manoeuvring hook, rear underrun bar, steel fuel tank capacity 300 litres.

#### On request:

Rapid attachment for compressed air for tyres' inflation.  
Rear underrun bar in set back position.  
Extra long underrun bar for concrete mixer.  
Rear manoeuvring hook.  
Rear automatic towing hook.  
Rubber mudguards on 2<sup>nd</sup> and 3<sup>rd</sup> axle.  
Front bumper climbing step.



## PNEUMATIC SYSTEM

Two-cylinder 630 cc compressor, APU (Air Processing Unit) that includes: regulation valve set at 10.3 bar, drier, 4-way safety valve, pressure reduction valve for parking circuit and services. 3 air tanks, capacity 30 litres + 2 with 20 litres. ABS system and EBL (Electronic Brake Limiter)



## STEERING

ZF 8098 quadrilateral power steering on front axle wheels with variable ratio 1:22.2/1:26.2.  
Circuit with main hydraulic pump on engine and emergency pump on gearbox.  
Steering rods with self-lubricating joints.  
Height and inclination mechanical adjustable steering wheel.



## TYRES

**FRONT:** 13R22,5 156/150 G Single tubeless

**REAR:** 13R22,5 156/150 G Twin tubeless

Spare wheel on the chassis.

#### Other Possible combinations:

TYRES	ASSEMBLY	
	FRONT	REAR
12 00 R 20 156/150G	S	D
315/80 R 22,5 156/150K	S	
385/65 R 22,5 160J	S	
315/80 R 22,5 156/150K		D

**S** single

**D** double

Other tyres available, subject to the Astra technical office approval.



## BRAKES

Front and rear "duo-duplex" self-adjusting wedge type brakes with automatic play take-up.

Total net braking surface 9.276 cm<sup>2</sup>.

ABS system.

**Service brake:** Pedal controlled air brake, acting on all wheels.

**Solo vehicles,** two independent circuits, one for 1<sup>st</sup> axle, one for 2<sup>nd</sup> and 3<sup>rd</sup> axle.

**Towing vehicles,** three independent circuits, one for 1<sup>st</sup> axle, one for 2<sup>nd</sup> and 3<sup>rd</sup> axle and another for the trailer.

**Emergency brake:** Incorporated in service brake.

**Parking brake:** Manual spring-type mechanical with pneumatic control acting on 2<sup>nd</sup> and 3<sup>rd</sup> axle wheels.

#### IVECO BRAKE TURBO engine brake:

HD8 380/420 HP braking power 200 kW (272 HP)

HD8 440/480/540 HP braking power 255 kW (347 HP)

#### On request:

Hydraulic intarder.

1<sup>st</sup> axle immobiliser system.

OFF/ROAD button for excluding ABS for speed < 15 kph.

**HD8 380/420 cv** - Front and rear "simplex" self-adjusting brakes system.  
No ABS system.



## ELECTRICAL SYSTEM

Voltage: 24 V

Alternator generator 90 A - 28 V (2520 W).

Accumulators: 2 in series, 143 Ah.

Starter motor 24 V 5,5 kW.

Mechanically controlled electrical circuit breaker.

1 electrical joint 7-pole(ISO 7638) for trailer ABS(if applicable).

1 electrical joints 15-pole(ISO 12089-4091) for trailer lighting (if applicable).

Electrical provision for outfitters.

Provision for diagnostics.

Provision for radio/cb (without speakers)

Glow plug for cold start.

#### On request:

170 Ah accumulators;

143 Ah tropicalised accumulators;

170 Ah tropicalised accumulators;

Reverse alarm;

Electric main current cut-off switch.





## SERVICE DATA(I)

Engine oil sump and filters .....	28
Gearbox oil: .....	13
Power steering oil .....	8,5
Cab tipping oil .....	1
Clutch circuit oil .....	0,5
Integral PTO oil .....	3
Intermediate axle with final red. oil .....	27
Rear axle with final red. oil .....	16
Cooling system water .....	33
Diesel .....	300



## CAB

White cab with hydraulic tipping. Built in moulding fiberglass with tubular steel armature. Tested on the most demanding off road routes. Cab suspension with guiding arms, 4 helicoidal springs, double action shock absorbers, anti-roll bar and end-of-stroke pads. Internal panels completely washable and fireproof. 4-speed ventilation and heating system with air recirculation system.

Collapsible first step. Electric power windows on driver and passenger doors. Driver seat with pneumatic suspension and seat belt. Mechanical passenger seat with belts. Tinted athermic windows. Steering wheel adjustable in height and angle.

### On request:

Car radio RDS, CD;  
Car radio RDS, CD, MP3, Blue Tooth technology;  
Compressed air quick coupling for cab cleaning;  
Roof hatch;  
Air conditioning;  
Centralized closing of the doors with remote control;  
Extra colour cab: metallic / non-metallic;  
Heated and electric powered rear view mirrors;  
Cab rear window;  
External sun visor.



## INSTRUMENTATION

Dashboard and ergonomic instrument board contain the function buttons and the identification commands.

**Indicator lights:** engine oil low pressure, alternator charging low, main beam lights, side lights, engine warm-up, rear fog light, hazard lights, tractor turn indicators, trailer turn indicators (if applicable), rotating lights, cab lifted, axles differential locked, differential lock, front brakes air pressure low, rear brakes air pressure low, trailer brakes air pressure low (if applicable), parking brake engaged, splitter (reduction on), slow speeds (1-4/9-12), power take-off on (if applicable) air filters clogged, power steering oil level low, rear view mirrors heated (if applicable), ABS, trailer ABS (if applicable), main steering circuit failure, steering auxiliary circuit failure.

### ASTRA Veicoli Industriali

Via Caorsana, 79  
29100 Piacenza (Italy)  
Tel. ++39-523/5431  
Fax ++39-523/59.17.73  
www.astraspa.com

### DEALER

Characteristics and equipment are subject to changes without prior notice.



Technical data and general specifications - validity to be checked according to each individual country.